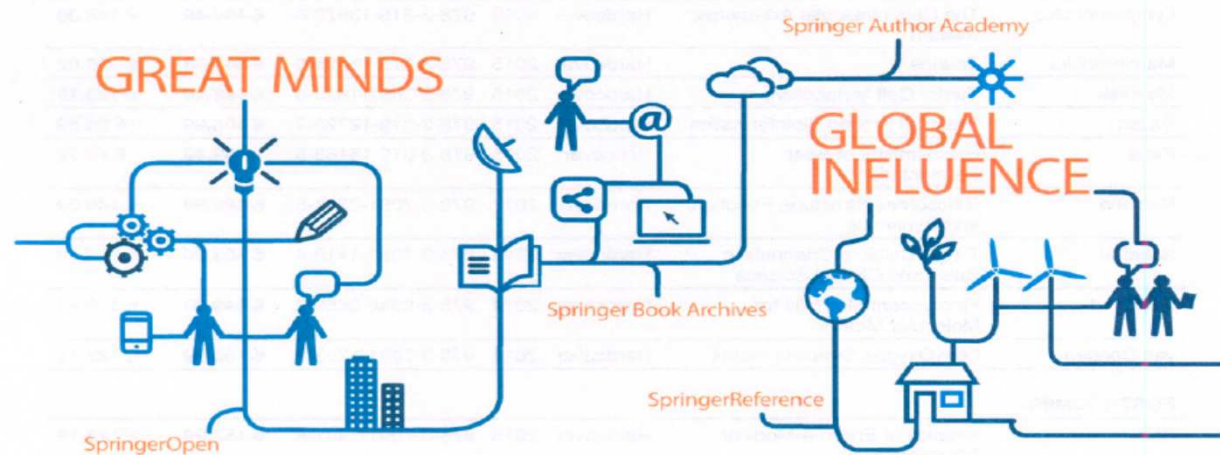


Springer Titles on Display

August 03–07, 2015, Vienna, Austria

14th International Congress on Amino Acids, Peptides and Proteins

20%
Book Discount*



14th International Congress on Amino Acids, Peptides and Proteins
3-7th August, Vienna, Austria
<http://www.meduniwien.ac.at/icaap/>

Report from the Congress:
Transglutaminases
6th August, 2015 Seminar Hall – U14

6th August

Seminar hall – U14

Transglutaminases - Chaired By: Simone Beninati

Simone Beninati – Introduction (09:00 – 09:10)

Vice chair and discussion leader: Mauro Piacentini (09:10 – 09:25)

Richard Eckert - Type II Transglutaminase Regulates Epidermal Cancer Cell Epithelial -Mesenchymal Transation (09:25 – 09:55)

L. Fesus - Significance of Evolutionary changes in human transglutaminases (10:00 – 10:30)

Reik Löser - Targeting of tissue transglutaminase for functional tumor imaging: studies on novel assay method and inhibitors for this enzyme (10:35 – 11:05)

Coffee break (11:05 – 11:20)

Discussion leader: Carlo Bergamini (11:20 – 11:35)

Thung S Lai - Reactive Oxygen Species Generation Mediated by Tissue Transglutaminase during Toxic induced Endothelial Injury (11:35 – 12:05)

Martin Griffin - TG2-a credible therapeutic target in fibrotic disease due to its multifunctional roles (12:10 – 12:40)

P. Stenberg -Zinc modulates the calcium-dependent activation of transglutaminases - biochemical and physiological aspects (12:45 – 13:15)

Lunch break (13:15 – 14:30) + Poster session (Congress hall)

Discussion leader: Martin Griffin (14:30 – 14:40)

Mauro Piacentini -Transglutaminase type 2: A key regulator of proteostasis under stressful conditions (14:40 – 15:10)

Z. Szondy -Signals derived from engulfing macrophages drive the expression of transglutaminase 2 in dying thymocytes: an unexpected interaction between the enhancer loops (15:15 - 15:45)

F.Facchiano - How tissue transglutaminase may affect cell migration (15:50 – 16:15)

Coffee break (16:15 – 16:30)

Discussion leader: Simone Beninati (16:30 – 16:40)

L.Maiuri - Transglutaminase and proteostasis regulation in epithelial cells (16:40 – 17:10)

Riccardo Ientile - Transglutaminase 2 is involved in the inflammatory response through mechanisms linked to NF- κ B/HIF-1 α pathways (17:15 – 17:40)

Soo-Youl Kim - Transglutaminase 2: A catalytic chaperone in cancer autophagy (17:40 – 18:05)

S. Kojima -Novel molecular mechanisms of nuclear localization of TG2 (18:05 – 18:40)

M. Piacentini - Vice Chair – CONCLUSION (18:45 – 19:00)

Poster session (Congress hall)

Robert Wodtke -Solid - phase synthesis of selectively mono - fluorobenzoylated polyamines for targeting of transglutaminases and polyamine transporters in tumors (Poster)

Markus Pietsch - A new fluorescence anisotropy-based assay for activity determination of tissue transglutaminase (Poster)

Manuela D'Eletto - Title pending

Dipak D. Meshram - The role of transglutaminase enzyme in cellular uptake of dansylcadaverine and cisplatin in parental and drug resistant cancer cells (Poster)



Photographic Report from the Congress

Transglutaminases

6th August, 2015 Seminar Hall – U14









American Institute for
Cancer Research



NIH
National Institute of
Arthritis and Musculoskeletal
and Skin Diseases



NATIONAL
CANCER
INSTITUTE



MScRF




UNIVERSITY of MARYLAND
SCHOOL OF MEDICINE



Rich Eckert

D. Grun
G. Adhikary
C. Kerr
M. Fisher
W. Xu
E. Rorke
K. Saha
J. Babus
C. Young
S. Balasubramanian
Y. Chew

T. Hornyak
D. Kaetzel
Q. Zhou
M. Zalzman
D. Weber
E. Toth
J. Lakowicz
H. Szmanski
M. Schneider
J. Wilson
A. Reece
S. Strone
R. Taylor
R. Alexander
S. Varghese
G. Johnson
M. Griffin
J. Keillor
K. M. M. M.
M. Vemuri



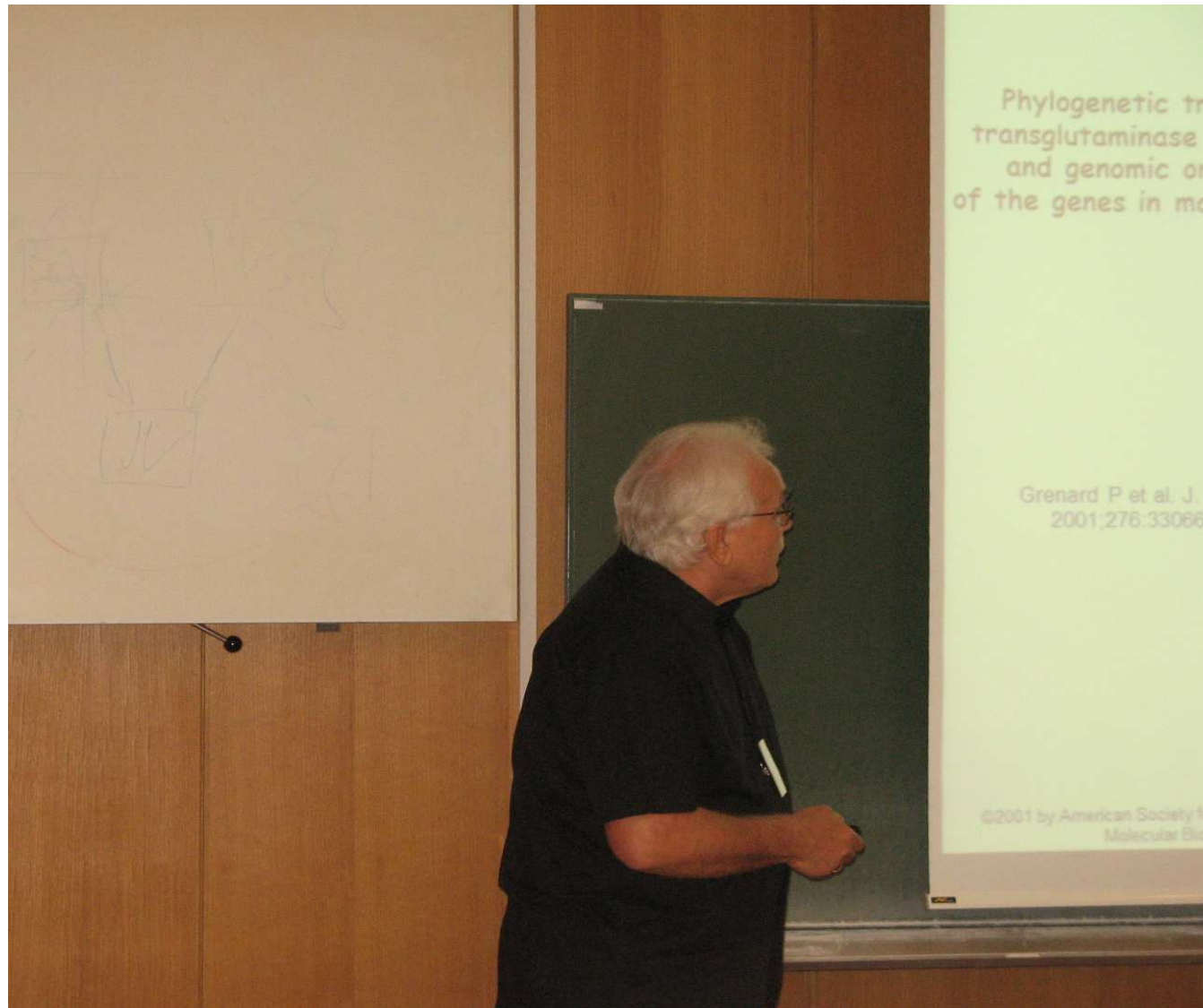


Significance of Amino Acid Changes in the Evolution of Human Transglutaminases

Unique features of TGM2

László Fésüs

ICAPP Vienna August 6









Summary

1. IS is more potent than PCS in inducing ROS production.
2. TGM-2 levels were not significantly affected. *in situ* activity was induced.
3. Activation of *in situ* transglutaminase activity using specific TGM-2 inhibitor, Z-DON, and specific inhibitor cystamine. The data were consistent with reduction of ROS production. Crosslinking may not be involved in this process.
4. IS treatment increased catalase activity and the mechanism to IS-treatment.










































THANKS!!